



**Product Description:**

- Constant voltage LED power supply
- Universal input voltage range, 100-277 VAC
- Connection cable with stripped cable end (length approx. 19.7 in. / 500 mm)
- Failure rate at 0.37% per 1000 hours
- Polarity identifiers, secondary + red / - black
- White finish
- Nominal lifetime 70,000 h (at 230Vac, full load, Tc: 185° F/85° C)
- 7-year guarantee (for Tc: 185° F/85° C)
- Suitable for emergency installation according EN 50172



**Properties:**

- Low-profile design
- Low power loss
- Short-circuit shutdown feature w/ automatic restart
- OVP, OCP, OTP and surge protection
- SELV
- IP68
- Encapsulated metal casing



**ORDERING GUIDE**

Type	PS12-100W-GN-B
Article Number	28000510B
Packaging Carton	12 pc(s).
Weight per pc.	0.99 lb (0.45 kg)
Carton Dimensions	16.34 x 15.75 x 6.69 in. 415 x 400 x 170 mm
Carton Weight	33.1 lb (15 kg)

**SPECIFIC TECHNICAL DATA**

Max. Casing Temp Tc	194° F (90° C)
Output Voltage	12.5 V
Max. Input Power	130 W
Output Current Range	0 - 8.33 A
Max. Output Voltage	13.12 V

**STANDARD COMPLIANCE**

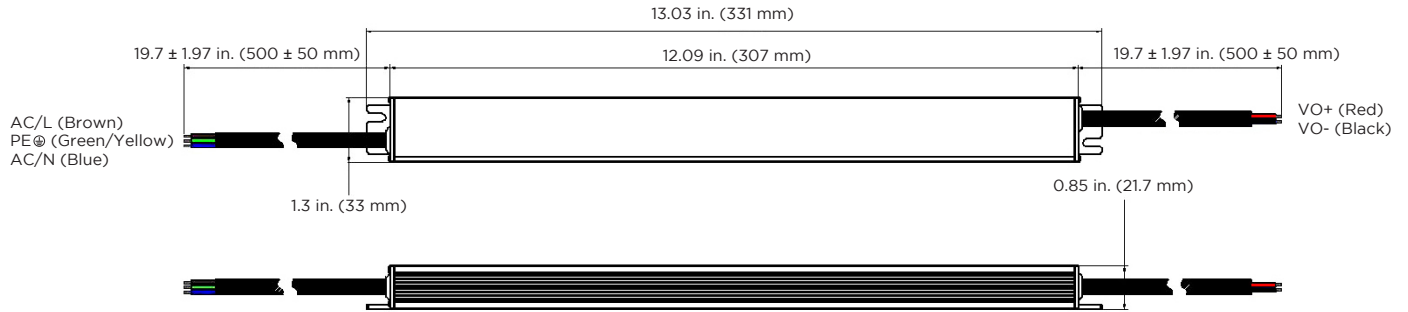
<b>Safety</b>	<b>Safety Standards</b>
<b>Certifications</b>	UL879, CLASS1, CE, CB, RoHS, FCC, MM

**TECHNICAL DATA**

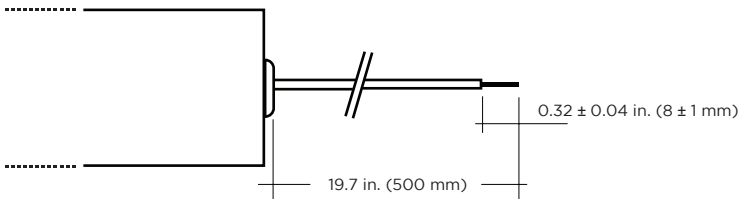
Rated Supply Voltage	100 - 277V AC
Input Voltage, AC	90 - 305V AC
Input Voltage, DC	200 - 240V DC
Max. Input Current	1.3 A @ 100V AC
Input Frequency Range	47 - 63 Hz
Efficiency (at 230 V, 50 Hz, full load)	> 92%
λ (at 230 V, 50 Hz, full load)	> 0.95
THD	< 20%
Output Voltage Tolerance	± 5 %
Output Power (ta ≤ 60°C)	100 W
Output Power Range	0 - 100 W
No Load Power	1.2 W
Inrush Current	70 A
Turn On Time (Output)	≥ 3 s
Hold on Time at Power Failure (Output)	10 ms
Ambient Temperature Ta	-40° — +140° F (-40 ~ +60° C)
Storage Temperature Ts	-40° — +176° F (-40 ~ +80° C)
Dimensions (L x W x H)	12.09 x 1.3 x 0.85 in. (307 x 33 x 21.7 mm)



**DIMENSION DRAWINGS**




**CONNECTION**



Primary Cable			Secondary Cable	
L	N	PE	+	-
brown	blue	green/yellow	red	black

**WIRING DIAGRAM**

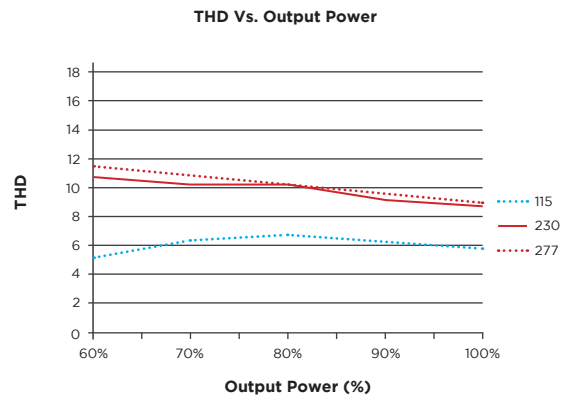
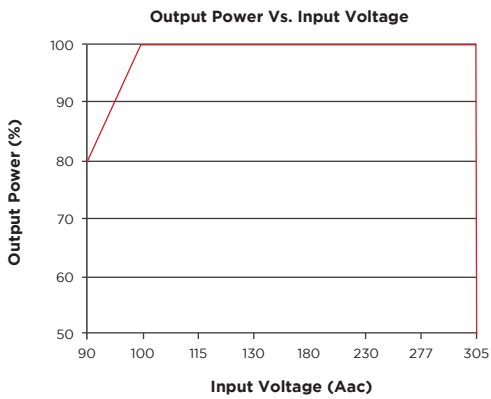
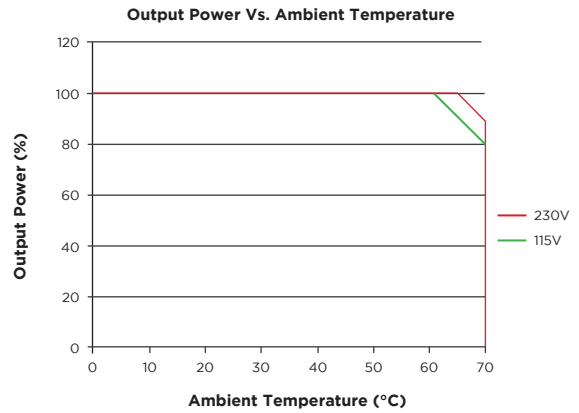
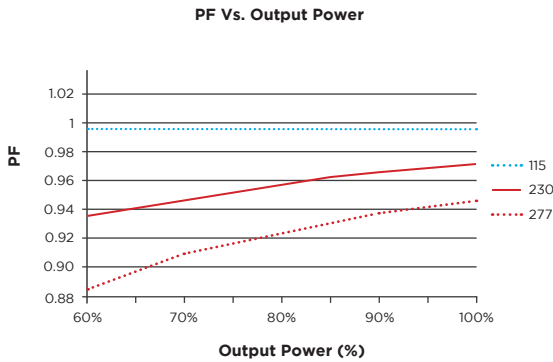
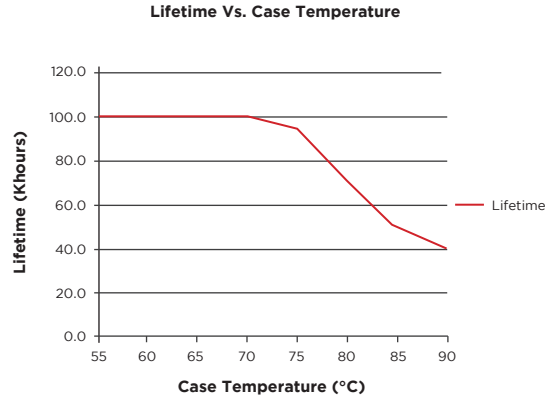
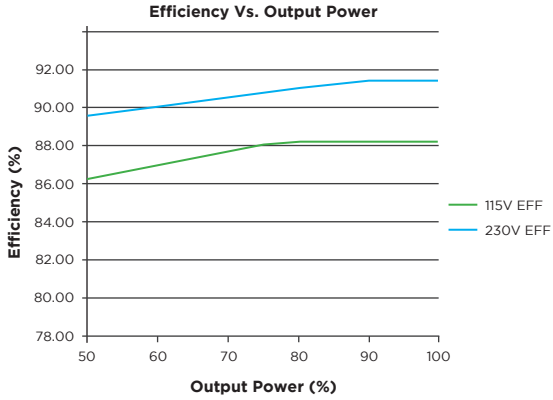


**Installation instructions**

The switching of LEDs on secondary side is not permitted. A proper functioning of the LCU in combination with third party dimming devices (e.g. PWM) cannot be guaranteed.



**PERFORMANCE CURVE**



1. The maximum case temperature Tc shall not exceed 194 °F ( 90°C) when used in end product.
2. These products are intended to be connect to a max. 20A branch circuit.
3. These products are intended for use in dry and damp locations.
4. Required spacing between power supply according UL48.